






**Dollar and Energy Saving Loans**  
**Certification of Added Roof, Ceiling or Attic Insulation**

- See Instructions On Page 2 for Minimum R-Value Requirements
- To Be Completed By Roofing Contractor
- Only To Be Used When Project Includes Roof Repairs Or A New Roof

|   |  |       |                                  |          |  |                 |  |       |  |          |  |
|---|--|-------|----------------------------------|----------|--|-----------------|--|-------|--|----------|--|
| Loan Applicant Name                             |  |       | Roofing Contractor/Business Name |          |  | Phone Number    |  |       |  |          |  |
| Location or Address of Property to be Insulated |  |       |                                  |          |  | Mailing Address |  |       |  |          |  |
| City  |  | State |                                  | Zip Code |  | City            |  | State |  | Zip Code |  |


| DESCRIPTION OF PROPOSED PROJECT (Beware of Drywall Weight Limits) |          |  |       |  |           |
|---|----------|--|-------|--|-----------|
| INSULATION  | Existing | Added  | Final |  | Cost      |
| 1. Material .....   |          |  |       | 1. Insulation (_____ sq. ft) ..  | \$ _____  |
| 2. Thickness (inches) ..  |          |  |       | 2. Vents (# _____) .....   | _____     |
| 3. R-value .....  |          |  |       | 3. Roof Repair (_____ sq. ft.) ...   | _____     |
|   |          |  |       | 4. New Roof (_____ sq. ft.) ...  | _____     |
| <b>ROOF</b>   |          | See R-value Requirement Instructions on Back |       | 5. Portion Covered by Insurance (deduct) .....                                   | ( _____ ) |
| 1. Material .....   |          |  |       | 6. Net Total Installed Cost (enter here and on line 16 or 17 see instructions) . | \$ _____  |
| 2. Sloped or Flat .....   |          |  |       |  |           |


| DESCRIPTION OF DAMAGE TO EXISTING ROOF  |  |
|---|--|
| <p>1. Sketch a bird's-eye view (plan) of the roof in the space below.</p> <p>2. Show all dimensions and roof slope or pitch.</p> <p>3. Mark area to be insulated with </p> <p>4. Mark area to be reroofed with </p> <p>5. Circle areas of leaks or water damage with a heavy line. </p> <p>6. Mark area of solar shingles with a grid. </p> <p>7. Show direction North </p> | <p>1. What caused the roof damage? _____</p> <p>_____</p> <p>_____</p> <p>2. When did the damage occur? _____</p> <p>3. Can any of the repair be covered by insurance?<br/><input type="checkbox"/> YES <input type="checkbox"/> NO</p> <p>4. If YES, what portion of the cost can be covered by insurance? _____</p> <p>_____</p> <p>5. If NO, give reason why repair cannot be covered by insurance: _____</p> <p>_____</p> <p>_____</p> <p>6. If covered by insurance, has a claim been filed?<br/><input type="checkbox"/> YES <input type="checkbox"/> NO <input type="checkbox"/> NOT APPLICABLE</p> <p>7. If NO, give reason : _____</p> <p>_____</p> <p>_____</p> <p>_____</p> |

(See example on back of this sheet)

**Signatures**

I hereby certify, under penalty of perjury, that the information provided above is true, correct and complete.

**sign here**  \_\_\_\_\_ Signature of Loan Applicant \_\_\_\_\_ Date

 \_\_\_\_\_ Signature of Roofing Contractor \_\_\_\_\_ Date

**SUBMIT THIS FORM ALONG WITH FORM 2 AND YOUR ROOFING/INSULATION BID(S) TO A PARTICIPATING LENDER**

